



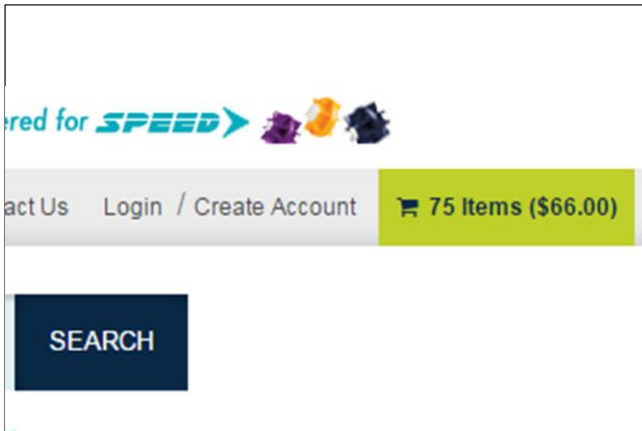
How to Access Your Swim Team Page

As an Online Team Kiefer member you can purchase your team gear from your team's web page on www.kiefer.com and have your order shipped directly to you. In addition, you will receive special team pricing on your team purchases, most swimwear and training gear available on kiefer.com.

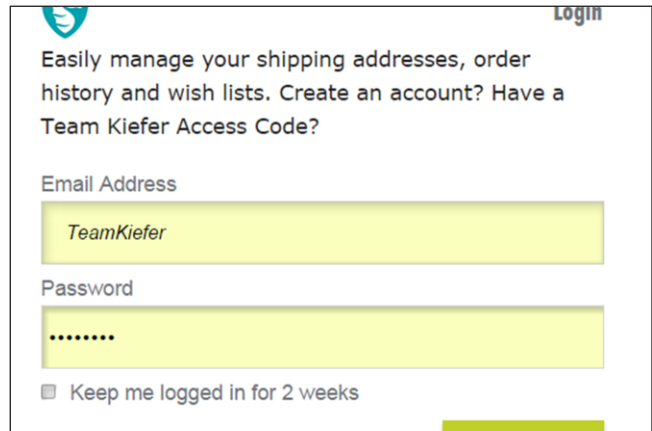
Getting started is easy! Follow these instructions;
our team code is **'GBSHS'**
This code is case sensitive. So, please enter it
exactly as written.

Using the directions on the back of this page, we are confident that you will be able to access your swim team page quickly and easily, but if you have any bumps along the way please contact Lucas Linder for assistance at llinder@kiefer.com


How to Access Your Swim Team Page



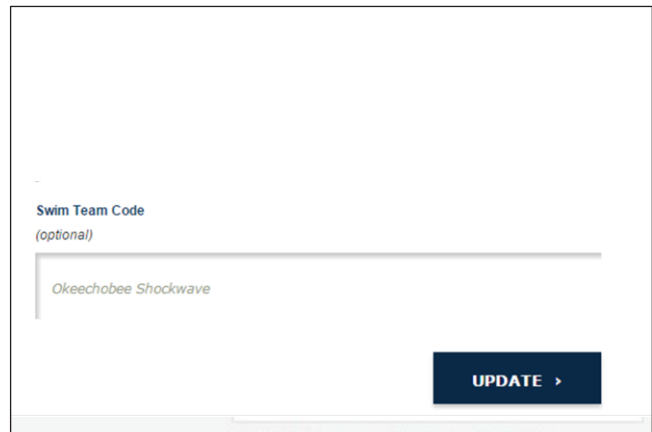
1. Go to www.kiefer.com. Click the **“Login”** link at the top of the page.



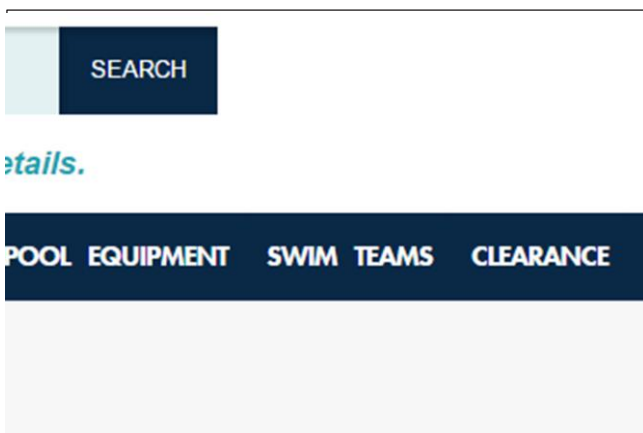
2. Enter your **Email Address** and **Password**. Click the **“Login”** button.



3. Click the **“Manage Account”** button.



4. Enter your case sensitive **Kiefer Advantage Code**. Click the **“Update Account”** button.



5. After your account has been updated, click the **“SWIM TEAMS”** link



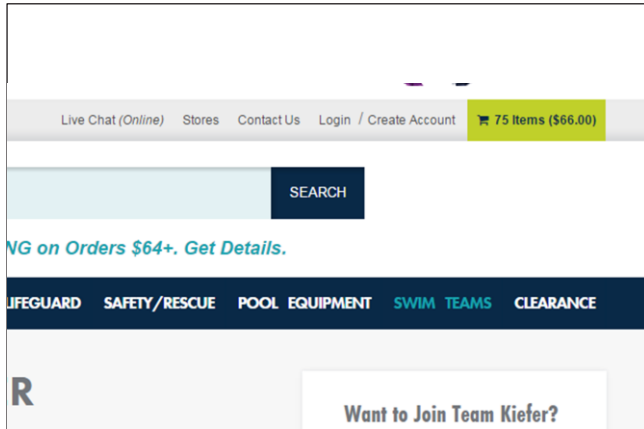
at the top of the page.

How to Access Your Swim Team Page

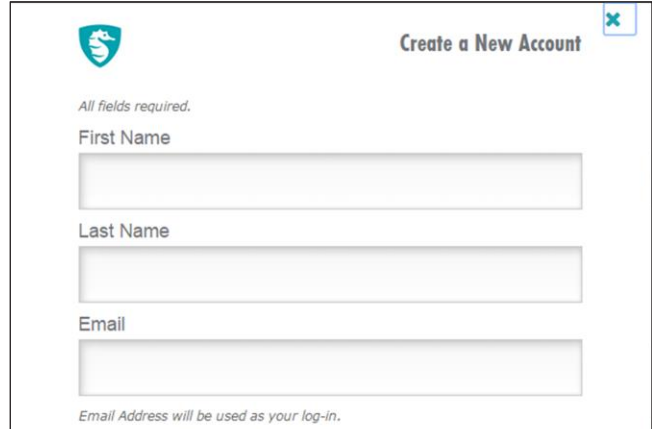
You should now see your swim team page.

How to Access Your Swim Team Page


if you do not have an active account on kiefer.com



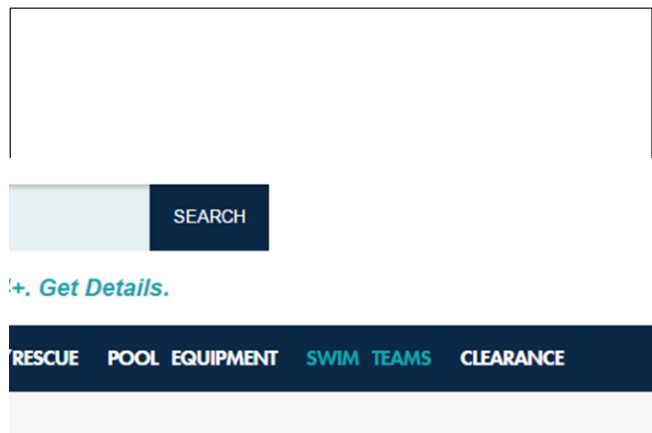
1. Go to www.kiefer.com. Click the “**Create Account**” link at the top of the page.



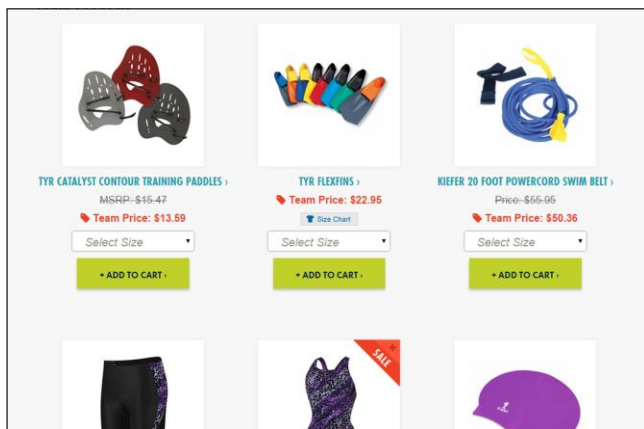
2. Complete the required fields. Enter your case sensitive **Kiefer Advantage Code**. Click the “**Create Account**” button.



3. Click the “**Continue Shopping**” button.



4. Click the “**SWIM TEAMS**” link at the top of the page.



You should now see your swim team page.